



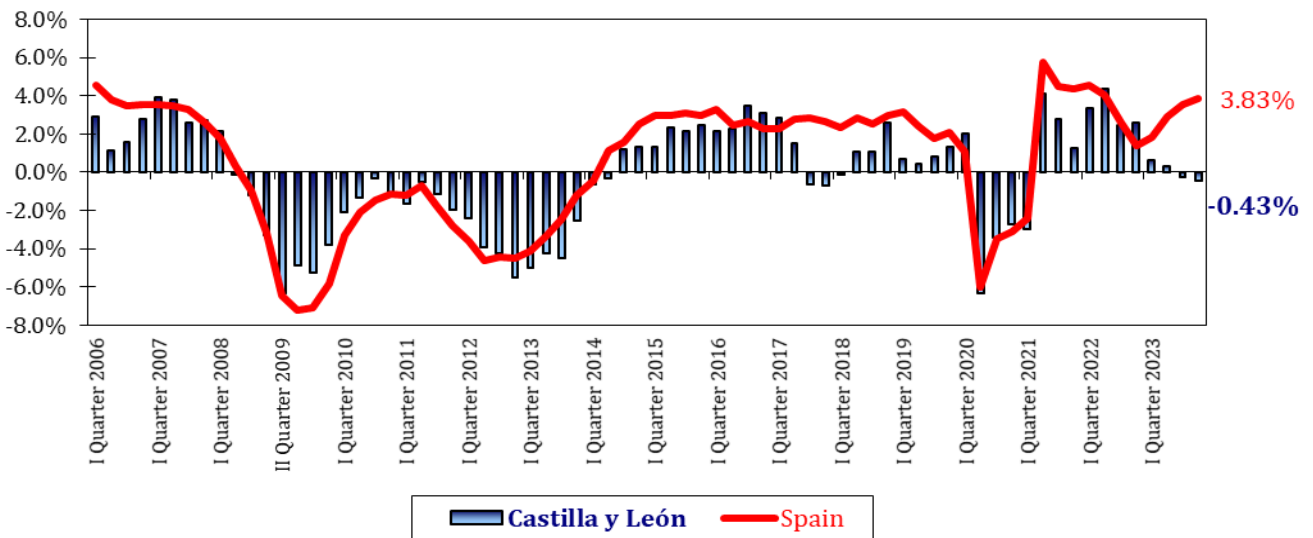
LABOUR MARKET

EMPLOYED POPULATION

Labor market in Castilla y León has evolved in line with that seen in productive activity, seeing the region affected by the economic crisis and pandemic with less intensity than the nation as a whole in terms of unemployment rate.

Variation of the employed population shows historically a similar pattern in Castilla y León and in Spain. In 2023 the evolution is different. In the fourth quarter of 2023 it decreased by 0.43% in Castilla y León, compared to an increase of 3.83% in Spain.

EMPLOYED POPULATION.
Year to year variation (%). Castilla y León and Spain.
YEARS 2006 - 2023

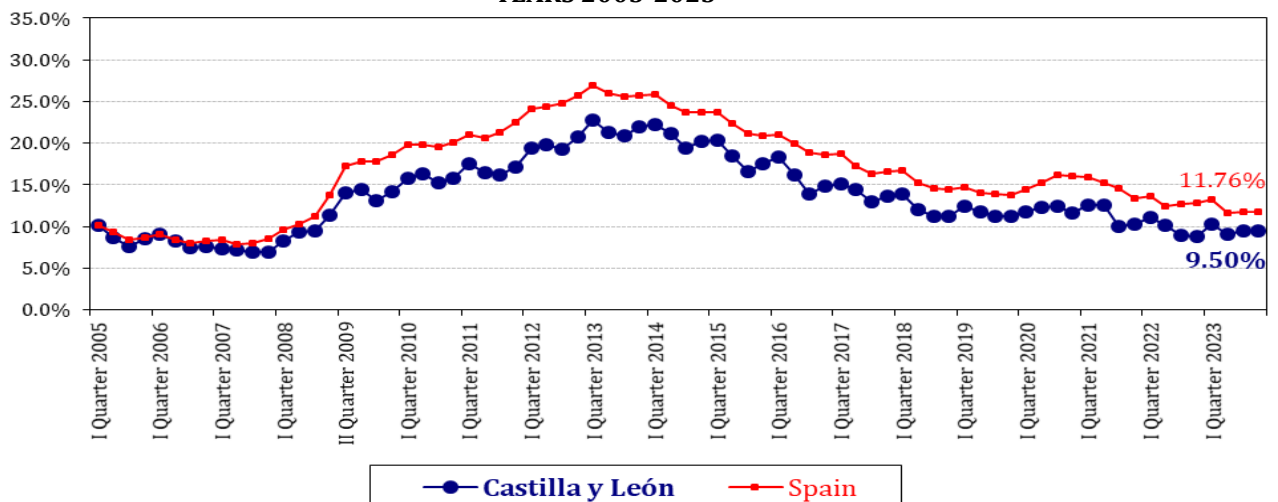


FUENTE: D. G. de Presupuestos, Fondos Europeos y Estadística de la Junta de Castilla y León with data from INE, "EPA 2005. Base 2011".

UNEMPLOYMENT RATE

Unemployment rate in Castilla y León and in Spain, during the last nineteen years, shows a similar trend, where, since 2006, Castilla y León's rate is lower than the same in Spain. In the fourth quarter of 2023 the unemployment rate of Castilla y León stood at 9.50% versus 11.76% of the Spanish one.

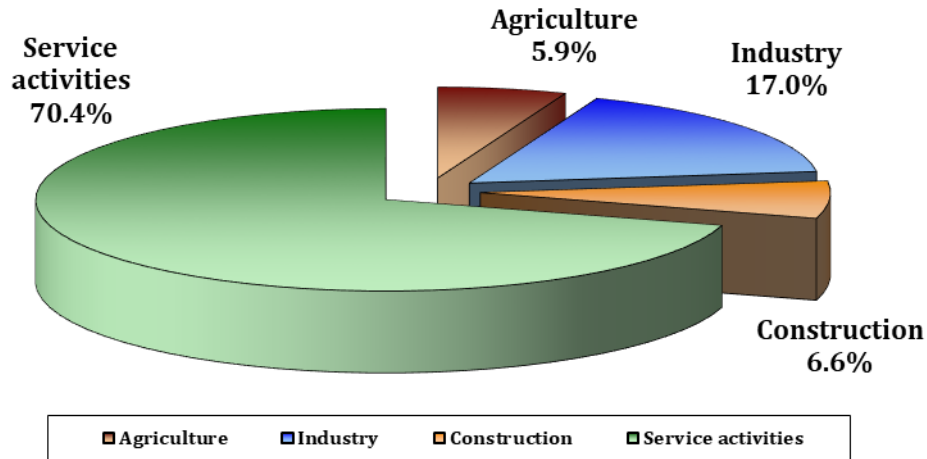
UNEMPLOYMENT RATE (%). Quarterly evolution.
Castilla y León and Spain.
YEARS 2005-2023



SOURCE: D. G. de Presupuestos, Fondos Europeos y Estadística de la Junta de Castilla y León with data from INE, "EPA 2005. Base 2011".



**EMPLOYED POPULATION DISTRIBUTION BY SECTOR
CASTILLA Y LEÓN
4rd QUARTER 2023**



SOURCE: D. G. de Presupuestos, Fondos Europeos y Estadística de la Junta de Castilla y León with data from INE, "EPA 2005. Base 2011".

**ACTIVE POPULATION, EMPLOYMENT AND UNEMPLOYMENT,
ACTIVITY AND UNEMPLOYMENT RATES.
CASTILLA Y LEÓN AND SPAIN. FOURTH QUARTER OF 2023**

	Castilla y León	España	Variación intertrimestral		Variación interanual	
			Castilla y León	España	Castilla y León	España
Activos	1,115,953	24,077,422	-0.90%	-0.18%	0.30%	2.51%
Ocupados	1,009,928	21,246,864	-0.93%	-0.09%	-0.43%	3.83%
Parados	106,025	2,830,559	-0.55%	-0.86%	7.87%	-6.40%
Tasa de actividad	54.59%	58.99%	-0.64	-0.42	-0.15	0.47
Tasa de paro	9.50%	11.76%	0.03	-0.08	0.67	-1.12

FUENTE: D. G. de Presupuestos, Fondos Europeos y Estadística de la Junta de Castilla y León con datos del INE, "Encuesta de Población Activa".

26-Jan-24